

# KEY FINDINGS: INITIAL SURVEY FOR A NEW DCP CHAPTER (BERRY - EAST OF PRINCES HIGHWAY)

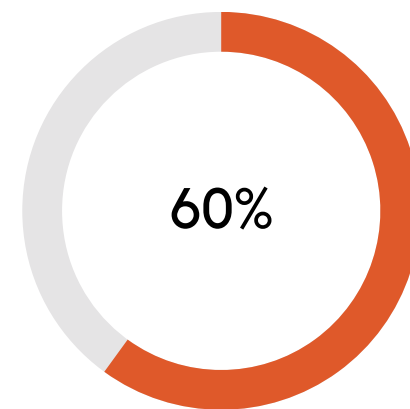
An online survey was open from mid December 2023 to mid February 2024 for the community to share their views about future planning controls for Berry.

## WHO RESPONDED

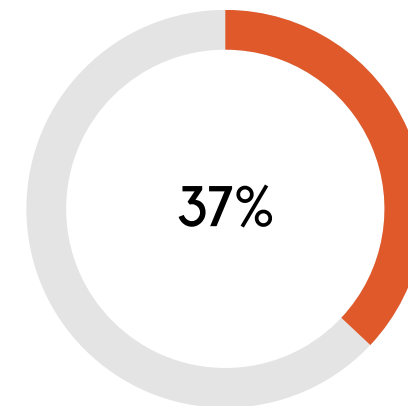
# 631

survey responses

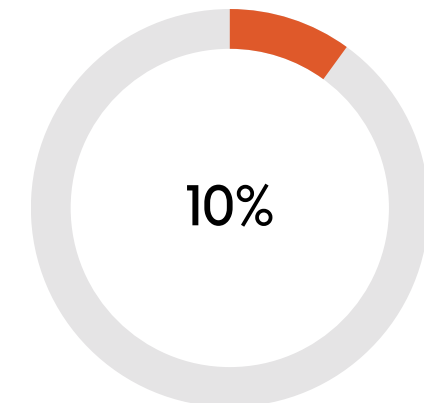
Note: Not all respondents completed every question



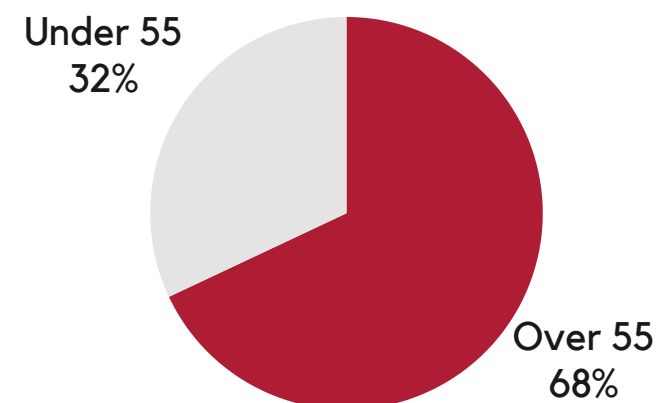
Berry residents



Berry residents that live east of the Princes Highway



Berry business owners



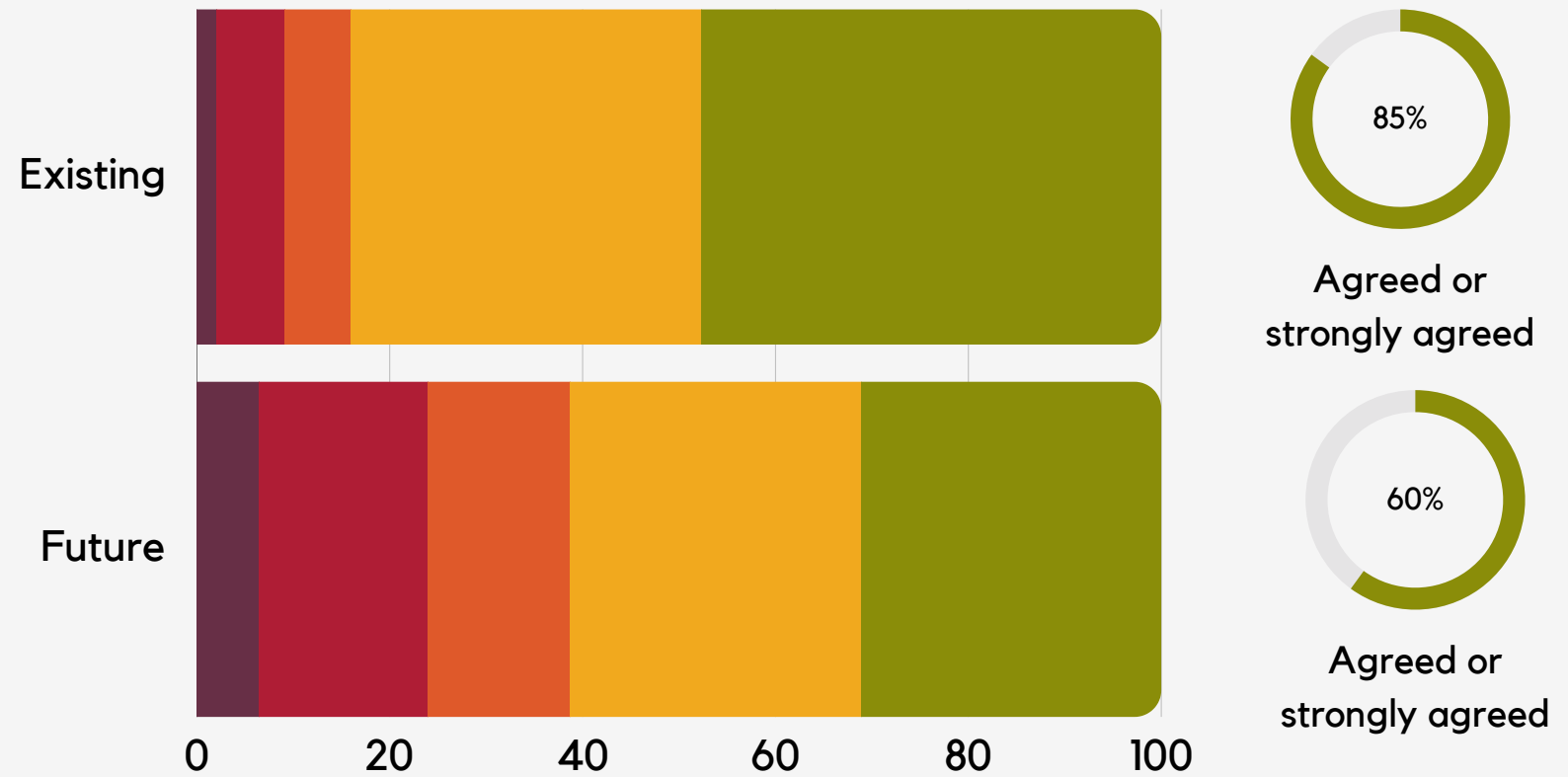
### AUTHORS

This survey summary has been prepared by Locale Consulting.

# CHARACTER STATEMENTS

People were asked to indicate their level of agreement with the existing and future character statements for Berry.

- Strongly agree
- Agree
- Neutral
- Disagree
- Strongly disagree



## WHAT IS MOST IMPORTANT?

People shared what was most important to them about the existing and future character of Berry. Top three:

- 1 Heritage
- 2 Rural village character
- 3 Trees

### AUTHORS

This survey summary has been prepared by Locale Consulting.

## WHAT ARE THE MAIN CONCERNS?

People shared their main concerns about the future character of Berry. This included:

- > Balancing the needs of residents and tourists
- > Serving the needs of long term and new residents
- > Private certification
- > State government rules
- > Potential for higher development & over development
- > Non-local developers

## WHAT ELSE IS IMPORTANT?

There is a broad level of acceptance that new development in Berry is inevitable and there is support for the creation of a new DCP.

People want new development to respect the heritage value of the village including the landscape and architecture.

People want to maintain the rural 'country town' feel and agricultural surrounds.

Infrastructure must be considered.

# WHAT MAKES YOU LIVE IN BERRY?

Local community  
Local scale  
People  
Family connections  
Historic charm/ historic buildings  
Green spaces/ space in general  
Country/ rural feel & landscape  
Strong sense of well being

# WHAT MAKES YOU VISIT BERRY?

Shops, cafes (unique offerings)  
Spend time with family & friends  
Work  
Character town  
Easy day trip from southern Sydney

“

The lifestyle, the  
peacefulness and  
above all the people

”

“

Berry's distinctive  
village character  
and green spaces

”

“

Gorgeous shops,  
restaurants and cafes,  
the smallness, the  
lovely streetscape

”

## AUTHORS

This survey summary has been prepared by Locale Consulting.

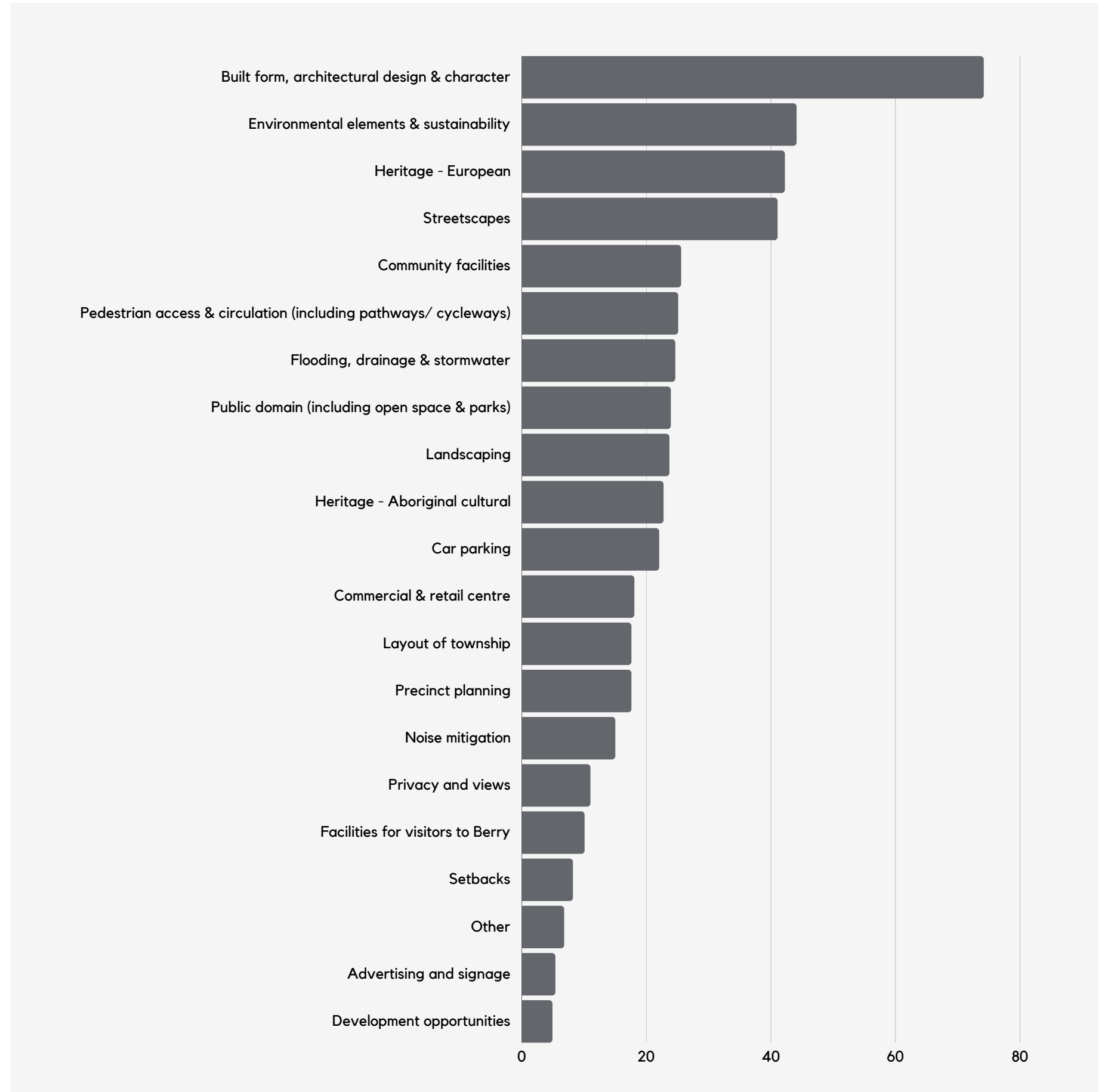
# TOP 5 PLANNING ELEMENTS

People were asked to consider 21 different planning elements and pick the top five that mattered most to them. The top five were:

- 1 Built form, architectural design & character
- 2 Environmental elements & sustainability
- 3 Heritage - European
- 4 Streetscapes
- 5 Community facilities

## AUTHORS

This survey summary has been prepared by Locale Consulting.



# WHY ARE THESE PLANNING ELEMENTS IMPORTANT?

- > Desire to maintain the rural historic nature of Berry
- > Desire to maintain the current character of Berry
- > Desire to preserve the charm and scale of Berry village
- > Need for specific infrastructure and community facilities
- > Need to cater to tourists and residents
- > Desire to protect the natural environment
- > Need to address climate change

“

Ensuring the character of the town is preserved for future generations of locals and visitors ”

“

All elements are important to retain the rural, country feel ”

”

“

Community facilities are more important now as the town has grown ”

”

## AUTHORS

This survey summary has been prepared by Locale Consulting.

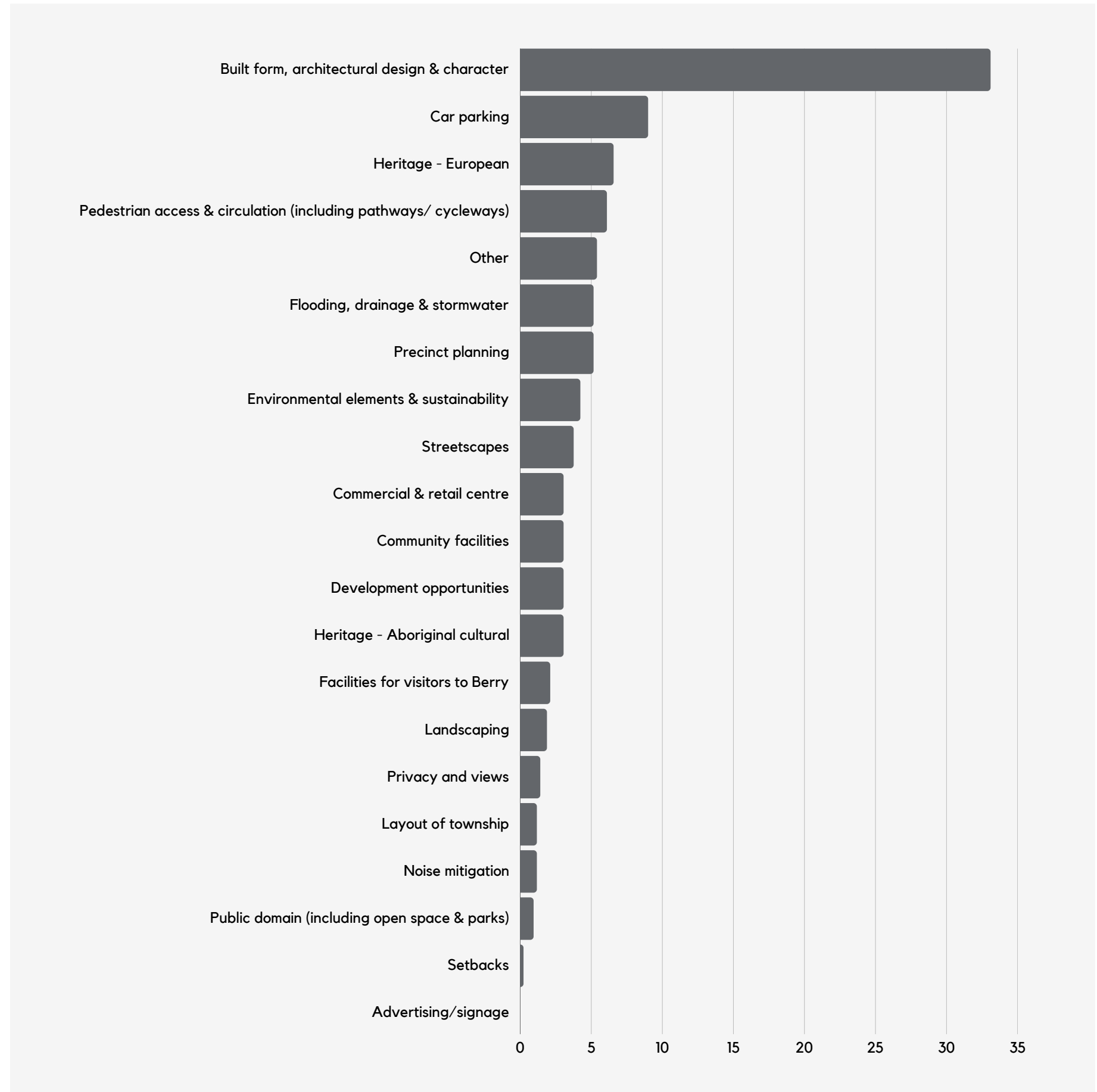
# PLANNING ELEMENTS THAT NEED THE MOST IMPROVEMENT

People were asked to identify which planning elements needed the most improvement. These are the top five:

- 1 Built form, architectural design & character
- 2 Car parking
- 3 Heritage - European
- 4 Pedestrian access & circulation (including pathways/ cycleways)
- 5 Other - road condition, maintenance of public land, trees

## AUTHORS

This survey summary has been prepared by Locale Consulting.



# HOW THESE PLANNING ELEMENTS COULD BE IMPROVED

- > Better decisions around parking (eg limiting public car parks, development designed around available parking, dedicated parking areas, paid parking)
- > More & improved footpaths and pathways
- > Specific infrastructure requirements
- > Controls that safeguard the unique character
- > Stronger planning controls (eg setbacks, pitched roofs, guttering, drainage, heights, views)
- > Restrict development on flood plains
- > Sustainable development vision/ respond to & respect natural environment

“

Make a plan that takes into account what makes Berry special, and stick to it

”

“

Restricting of higher density development and strict controls on infill development

”

“

Develop and maintain infrastructure to an acceptable standard

”

## AUTHORS

This survey summary has been prepared by Locale Consulting.